

Grade 2 (2009-2010)

Lobel. *Frog and Toad Books*

Minarik. *Little Bear Series*

Park. *Junie B. Jones Series*

Rylant. *Henry and Mudge Series*

Rylant. *Poppleton Series*

Puffins. *Easy to Read Series (levels 1,2,& 3)*

Marshall. *Fox Books*

Leecuven. *Amanda Pig Series*

Hoban. *Arthur Books*

Delton. *Pee Wee Scouts Books*

Cole & Degen. *Magic School Bus Series*

Danziger. *Amber Brown Series*


Wilder. *My First Little House Books*

Sharmat. *Nate the Great Books*

Kellogg, Steven. *Any books from this author*

*any book that appeals to you child!

****See attached project options. Please
select 1 for each book choice.***



PROJECT 3
Bookmark




Materials
✓ your book
✓ Bookmark sheet
✓ crayons or markers
✓ pencil
✓ scissors
✓ 8½-inch by 3-inch piece of heavy paper
✓ hole punch
✓ 10-inch piece of yarn

Steps:

1. On the front of the bookmark, draw a picture that represents the book.
2. On the back, fill in the information about your book.
3. Cut out the front and back of the bookmark.
4. Glue the front of the bookmark onto the heavy paper. Glue the back of the bookmark onto the other side.
5. Punch a hole through the circle at the top of the bookmark.
6. Thread the yarn through the hole and tie a knot.

Bookmark Example



Name _____	Date _____
Book Title: <u>The Kidnapped King</u>	
This book is about <u>a kidnapping! The king, queen, and prince have been kidnapped. Dink, Josh, and Ruth Rose help solve the mystery.</u>	

FRONT

BACK

Name _____ Date _____

Book Title: _____

This book is about _____

Name _____

Date _____



PROJECT 29

Postcard




Materials

- ✓ your book
- ✓ Postcard sheet
- ✓ pencil
- ✓ scissors
- ✓ crayons or markers

Steps:

1. Fill in the information on the right side of the postcard.
2. On the lines, summarize the book. Write a sentence or two about each of the following:
 - characters
 - setting
 - problem
 - solution
3. Cut out the postcard.
4. Draw a stamp that shows something in the book. On the back, draw a picture of a scene from the book.

Postcard Example

<p>In the Year of the Boar Book Title: <u>and Jackie Robinson</u> Author: <u>Bette Bao Lord</u> Book Summary: <u>Shirley and her parents move from China to New York. They are loyal to one another and help each other out. The problem in the story is that Shirley has a hard time getting used to her new home. The solution was for Shirley to be herself and make friends.</u></p>	 Date: <u>February 4</u> To: <u>Jamie Good</u> <u>15 Boylston Str</u> <u>Boston, MA</u> From: <u>Marisa</u>
---	---



Book Title: _____

Author: _____


Book Summary: _____



Date: _____

To: _____

From: _____




Materials
✓ your book
✓ Story Flag sheet
✓ pencil
✓ crayons or markers
✓ scissors
✓ 2 straws or craft sticks
✓ tape or glue

Steps:

1. Write the title and author.
2. Write a sentence about the setting.
3. List the main characters.
4. Write a sentence telling your favorite part.
5. In the middle, draw a picture of your favorite part.
6. Color your picture.
7. Cut out the flag.
8. Attach two straws or craft sticks to the back of the flag along the edge of the paper. One straw or craft stick should extend below the paper so that you can hold it like a flag.

Story Flag Example



Setting: _____

Book Title: _____

Author: _____

Story Flag

Characters: _____

Favorite Part: _____

Name _____

Date _____



PROJECT 48

Book Banner




Materials	
✓	your book
✓	Book Banner sheet
✓	scissors
✓	12-inch piece of yarn
✓	glue
✓	pencil
✓	crayons or markers

Steps:

1. Cut out the banner along the dark black lines.
2. Fold the top of the banner back on the dotted line.
3. Place the yarn beneath the banner fold so that a few inches of yarn stick out on each side.
4. Glue the flap to the back of the banner.
5. On the banner, include the following:
 - title
 - author
 - a picture that represents the theme of the book
 - one or two sentences describing an important idea or lesson that the book teaches
6. Display your banner.

Book Banner Example



Name _____ Date _____

Book Banner

Book Title: _____

Author: _____
